



**45-MINUTE
VIRTUAL
WORKSHOP
FOR NEW
PROFESSIONAL
USERS**

**RUReady.ND.gov
QuickStart**



Laura Glasser – Career Resource Manager

leglasser@nd.gov or 701-328-9733

North Dakota Career and Technical Education

Hughes Educational Center, 806 North Washington, Bismarck ND 58501

Objectives

By the end of this session, participants will be able to:

- **Access and utilize the Professional Center (Procenter.ruready.nd.gov) for lesson plans, reports, and other resources.**
- **Interpret student reports to gain insights into education and career interests.**
- **Integrate RUReady resources into lessons to strengthen career-connected learning.**
- **Guide students in signing into their RUReady.ND.gov accounts and exploring career planning tools. Confidently navigate and use RUReady.ND.gov in classroom settings.**





Professional Center


Accessing RUReady.ND.gov as a Professional

**As a professional user, you will always sign in through
the RUReady.ND.gov Professional Center**

<https://procenter.ruready.nd.gov>

RUReady Professional Center Landing Page


<https://procenter.ruready.nd.gov>


**Professional Center**


Welcome, Laura Glasser
North Dakota (Training)


Students & GroupsReportsResourcesCommunicationColleges & ApplicationsWork-Based LearningAdministration


HomeSchool Account


**Students & Groups**
Find individuals, define groups of students and manage your groups.


**Reports**
Create reports showing site usage, assessment results and outcomes.


**Resources**
Find lesson plans for your subject, and get help using the system.


**Communication**
Send or review messages and set up your events calendar.


**Colleges & Applications**
Track students' application progress.

**Work-Based Learning**
Manage work-based learning opportunities and track students' applications and performance evaluations.

**Administration**
Configure the student site, including course plans, featured content, preferences and access controls.

**Demo Account**
View RUReadyND from a student, adult, or parent's perspective.
[Demo Account](#)

**Methodize**
Track your students' test prep progress
[Track Students](#)

**Communication Log**
Add new or manage existing communication log entries.
[Communication Log](#)



Students & Groups

Reports

Resources

Communication

Colleges & Applications

Work-Based Learning

Administration

 Home

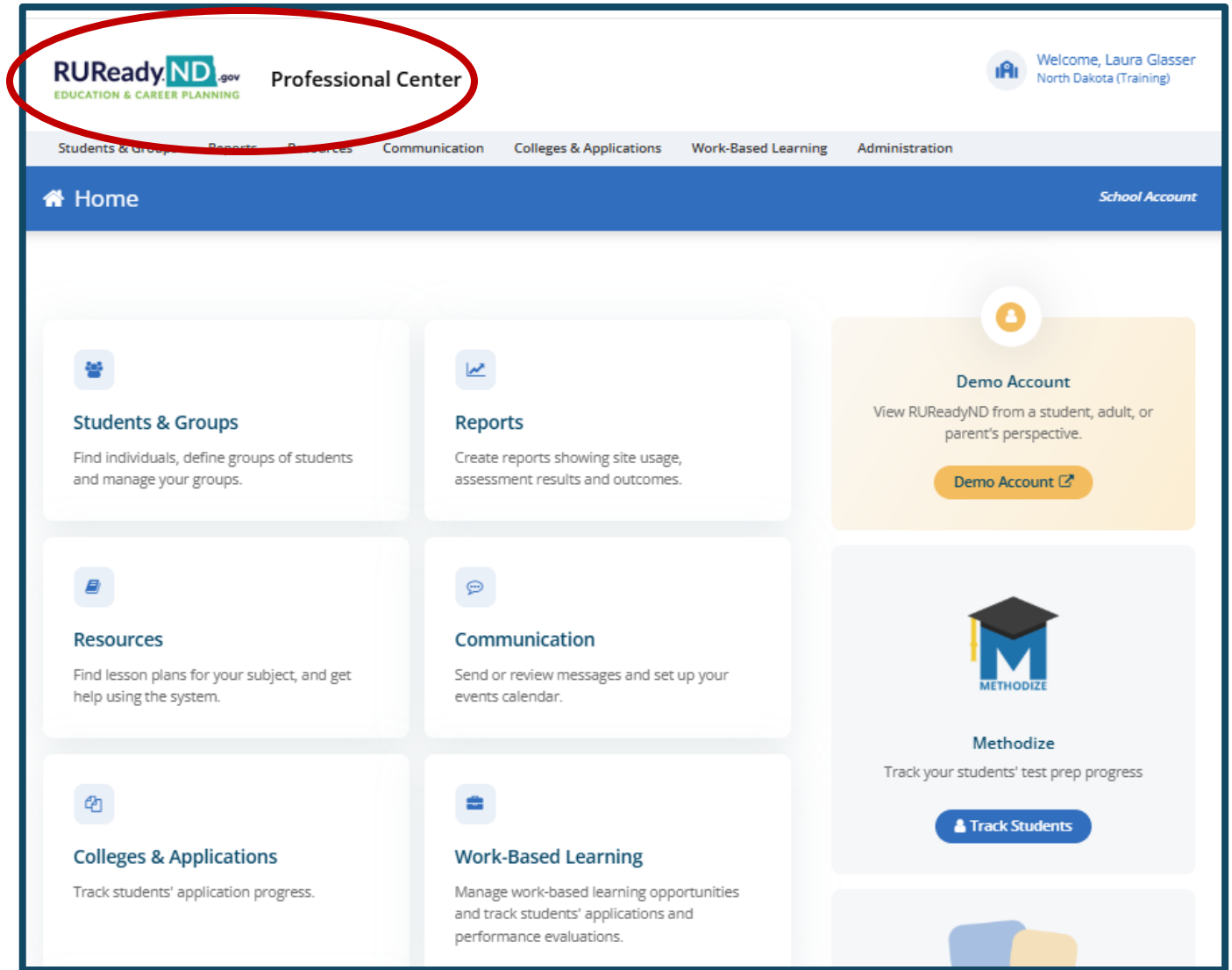
School Account

Not all professionals have the Administration tab. Only professionals with Site Administrator-level access have the Administration tab.

- Site Administrators have the ability to customize the Plan of Study in RUReady, Assignment & Curriculum Builder, Graduation Requirements, Milestones and more.
- If you do not have the Administration tab and believe you should have access to the site administration tools, contact Laura Glasser at leglasser@nd.gov to be upgraded.

Tip:

You can always return to the home page of the Professional Center by clicking on the **RUReady.ND.gov Professional Center Logo** in the upper-left corner.



Students & Groups:

This is your go-to tab to locate student/client accounts and see all accounts connected to your RUReady.ND.gov Professional Center site.

**Click on
Students &
Groups in the
menu or click
the badge on
the screen.**



Students & Groups

Find individuals, define groups of students
and manage your groups.

RUReadyND.gov Professional Center
EDUCATION & CAREER PLANNING

Welcome, Laura Glasser
North Dakota (Training)

Students & Groups Reports Resources Communication Colleges & Applications Work-Based Learning Administration

Students & Groups School Account

Students

Search
First name, last name or student ID

Search

Browse by Class

12th Grade	11th Grade	10th Grade	9th Grade	
8th Grade	7th Grade	6th Grade	5th Grade	
4th Grade	3rd Grade	2nd Grade	1st Grade	K Grade

Browse by Last Name

A	B	C	D	E	F	G	H	I	J	K	L	M	N
O	P	Q	R	S	T	U	V	W	X	Y	Z		

Browse by Role

College Student	Adult
-----------------	-------

Student Finder
Find students matching specific characteristics.
[Student Finder >](#)

Reviewer
Track the student portfolios you have reviewed or still need to review.
[Reviewer >](#)

Groups

All Groups
Your Groups
[View All Groups >](#)
• [WBL Students](#)

Group Builder
Create new custom groups of students for reports and communication.
[Group Builder >](#)

Manage Student Accounts

Create Student Accounts
Create hundreds of student accounts at once:
[Create Student Accounts >](#)

Merge Accounts
Combine two accounts:
[Merge accounts >](#)

Release Student Accounts
Release unused student accounts:
[Release student accounts >](#)

These features are for private/tribal/non-public schools and agency usage only.

In your Pro Account:

- Search for a specific student or client account by name
 - input just the first or last name
- Browse by a grade level
- Browse by last name
- Use the Student Finder
 - Search for accounts by characteristics or by specific activities
- Note that you can create a group of students/clients for reports!

Public schools should not use the “Manage Student Accounts” features.

How do individual users create an RUReady.ND.gov account?

Public schools serving students in grades 6-12:

Every student at your school already has an RUReady.ND.gov account that was created for them based on the STARS enrollment data your school reports to the Department of Public Instruction. As long as they are attending a ND Public School, this account will follow them through as they move through the grades – and after they graduate, they can continue to use the same account!

Public school students cannot create their own RUReady accounts. Any account they create on their own would not be connected to your school.

All other users: (Students at private or tribal schools, homeschool students, postsecondary students, JSND and Vocational Rehabilitation clients, adults, parents) create their own accounts. Quick Reference Guides with instructions are available on the NDCTE website: www.cte.nd.gov/CRN_Resources under RUReady.ND.gov Quick Reference Guides.

Visit:

www.cte.nd.gov/CRN_Resources

(Note: there is an underscore between CRN & Resources)

Find Quick Reference Guides for:

- [Public School Students - How to Get Started](#)
- [Private/Tribal/Other Non-Public School Students - How to Get Started](#)
- [Parents - How to Get Started](#)
- [Adults - How to Get Started](#)
- [College/Postsecondary Students - How to Get Started](#)

Career Resources

Workshop/Training Opportunities

Learn more about and register for workshops hosted by the Career Resource Network.

[Click here to be added to the CRN Listserv!](#)

Stay up to date with the latest information and resources! Request to be added to the Career Resource Network listserv.

Resources

Resources for RUReady.ND.gov, Career Exploration/Planning and More

RUReady.ND.gov Quick Reference Guides

Quick Reference Guides (QRGs)

- [Public School Students - How to Get Started](#)
- [Private/Tribal/Other Non-Public School Students - How to Get Started](#)
- [Parents - How to Get Started](#)
- [Adults - How to Get Started](#)
- [College/Postsecondary Students - How to Get Started](#)
- [Professionals: How to Export Student Account Names](#)
- [Professionals: How to Reset Student Passwords \(Private/Tribal Schools Only\)](#)
- [What is RUReady.ND.gov?](#)

RUReady.ND.gov Career Lessons

Golden Path Solutions/Compass Profile Resources

CareerViewXR

Methodize ACT Test Prep in RUReady.ND.gov

Posters/Handouts: In-Demand Occupations

Frequently Asked Questions

Additional Resources

How to Access RUReady.ND.gov

Public School Students, Single Sign-On Through PowerSchool (Grades 6-12)

Private, Tribal and Non-Public Schools (Grades 6-12)

Other Users - Parents, Adults, and College/Postsecondary Students

Professional Users (Counselors, Educators, Administrators, etc.)

Students - Grades PK-5: Paws in Jobland

Reports

- My students/clients are using RUReady, can I see aggregate results?
 - Yes! Reports show both a summary of results and the individual results that make up the summary.

All professional users have access to reports!

**Click on
Reports**

**in the menu
or click the
badge on the
screen.**



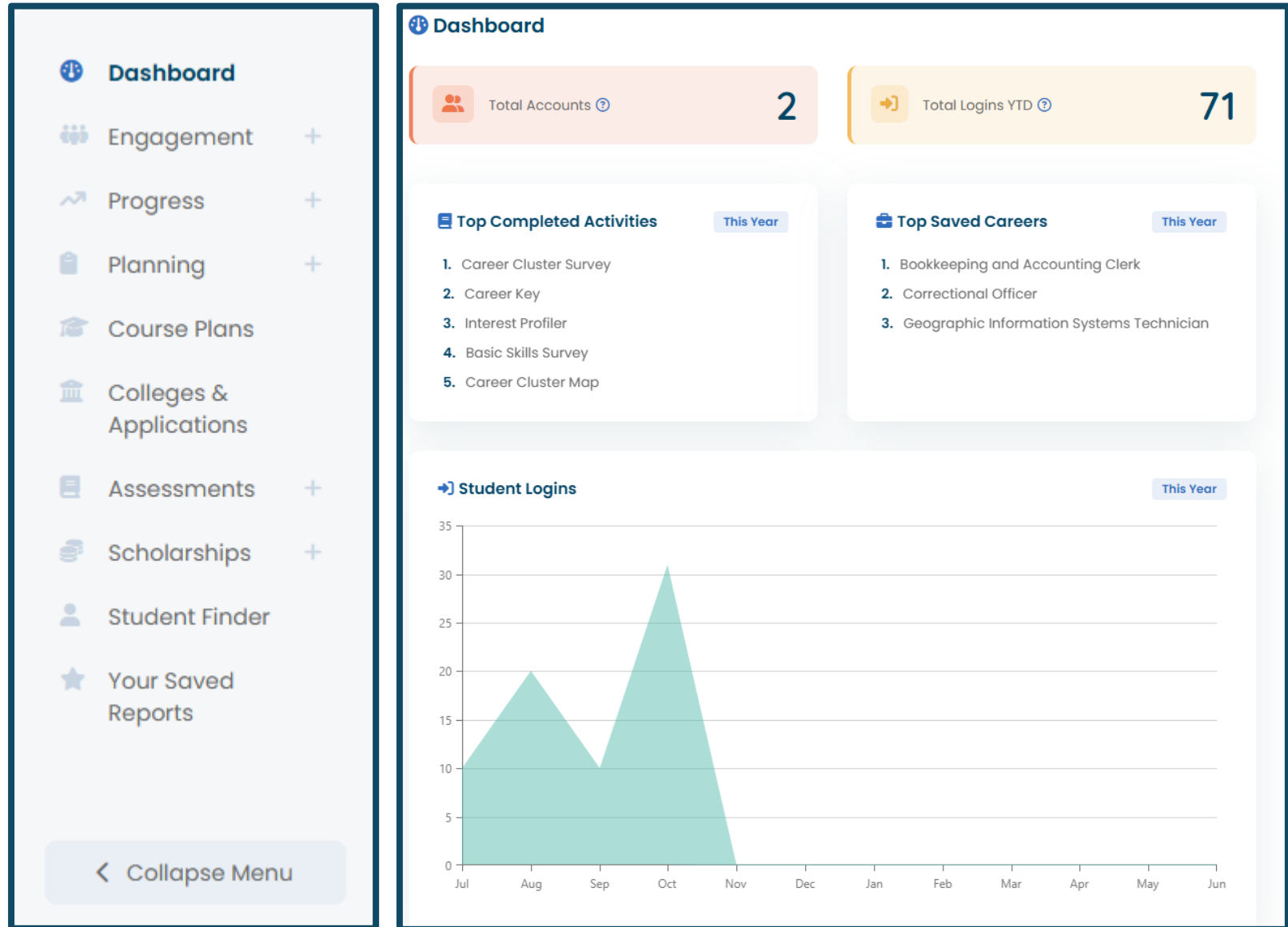
Reports

Create reports showing site usage,
assessment results and outcomes.

Report Dashboard:


The landing page of the Reports page provides a brief summary of the following for the current school year:

- Total Accounts
- Total YTD Logins
- Top Completed Activities
- Top Saved Careers
- Logins by Month





 **Dashboard**


 Engagement +


 **Progress** +


 Planning +


 Course Plans

 Colleges &
Applications

 **Assessments** +

 Scholarships +

 Student Finder

 Your Saved
Reports

< Collapse Menu

**Click on the Report categories
listed in the Reports Menu.
For this training, we are focusing on:**

Progress

- Assignment & Curriculum Builder
- Milestones
- Work-based Learning Experiences

Assessments

- Basic Skills Survey
- Career Cluster Survey
- Career Clusters Map
- Career Key
- Directions After High School
- Interest Profiler
- Transferable Work Skills
- Work Values Sorter

Try running a report!

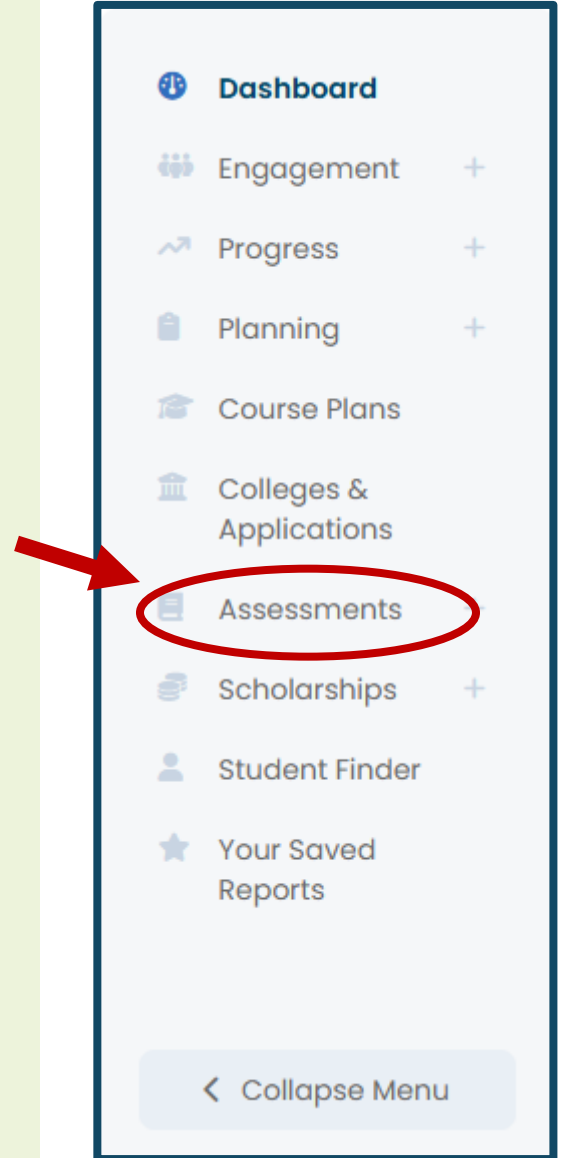
Example:

Click on:

- Assessments
- Career Cluster Survey
- Career Cluster Survey
- Choose Criteria
- Select Time Frame and Active Accounts (Y/N)
- Display Graphs (Always nice to have a visual!)
- Create Report

Tip: Keep your criteria simple. Selecting too many options can filter out most results.

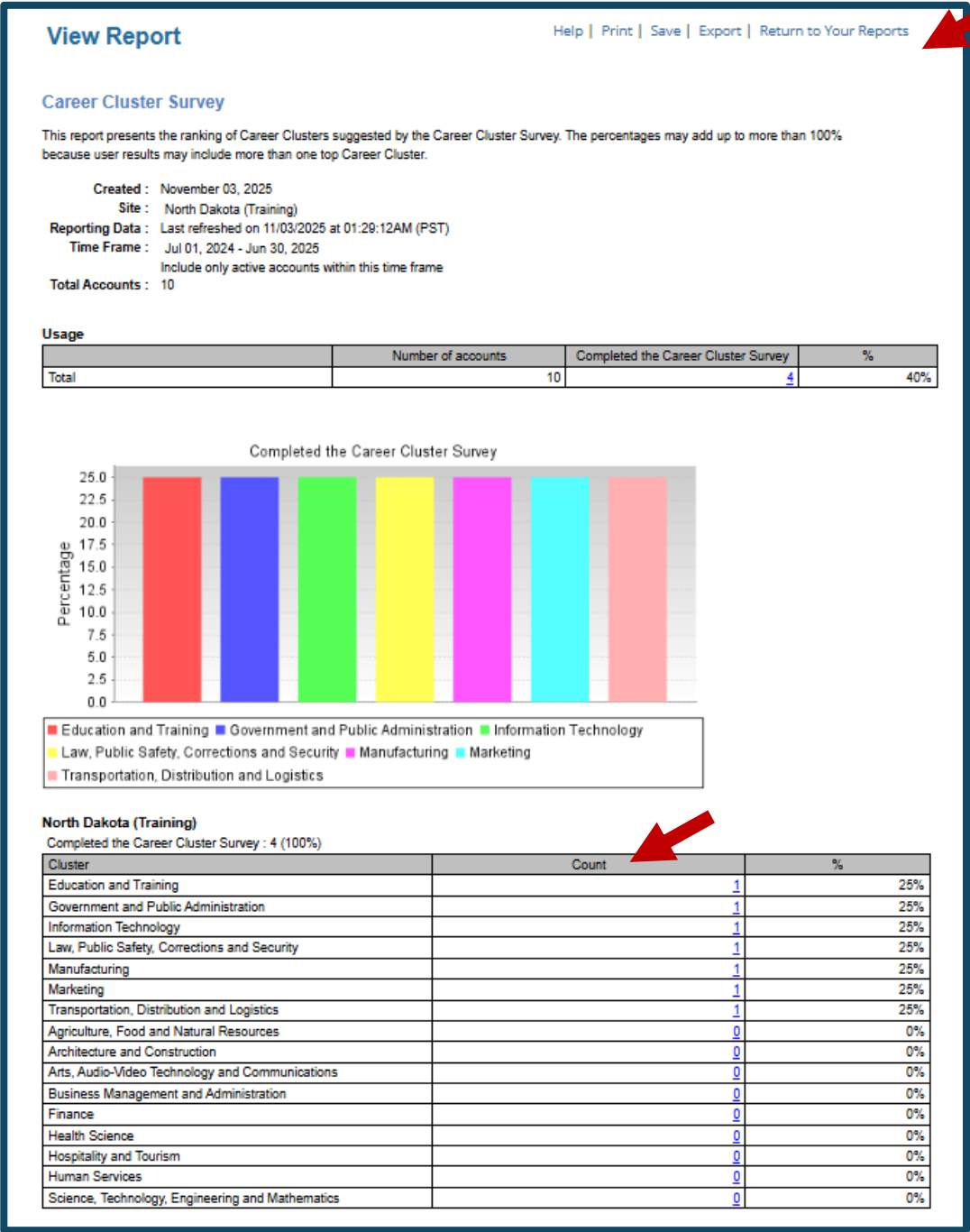
Upgrade Coming Soon: The Reports feature is being updated. Today, you will see a mix of the new and old layout. A full upgrade will be released later this year!



Here's a sample Career Cluster Survey report!

This is for training purposes only, so results don't reflect real accounts, but it shows what you can expect from the report.

- Blue text within the report, in this example report, the **Count** is a hyperlink. You can click on the hyperlink to see which students/ clients have the cluster listed as their **Top Cluster** based on the Career Cluster Survey.
- In the upper-right corner, you will see options to **Print**, **Save**, and **Export** the report. **Tip:** Exporting a report to Excel will often provide additional information!



This all sounds great, but I don't have time to create lesson plans or learn an entire platform...

- **The Resources are here to save the day!**
 - **Quick Reference Guides** provide an overview of features.
 - **Ready-to-use Lesson Plans** - include summary, objectives, time, resources, ASCA Mindsets & Behaviors, instructions, and most come with printable student materials.

Click on
Resources

in the menu
or click the
badge on the
screen.



Resources

Find lesson plans for your subject, and get help using the system.

Let's Explore the Resources:

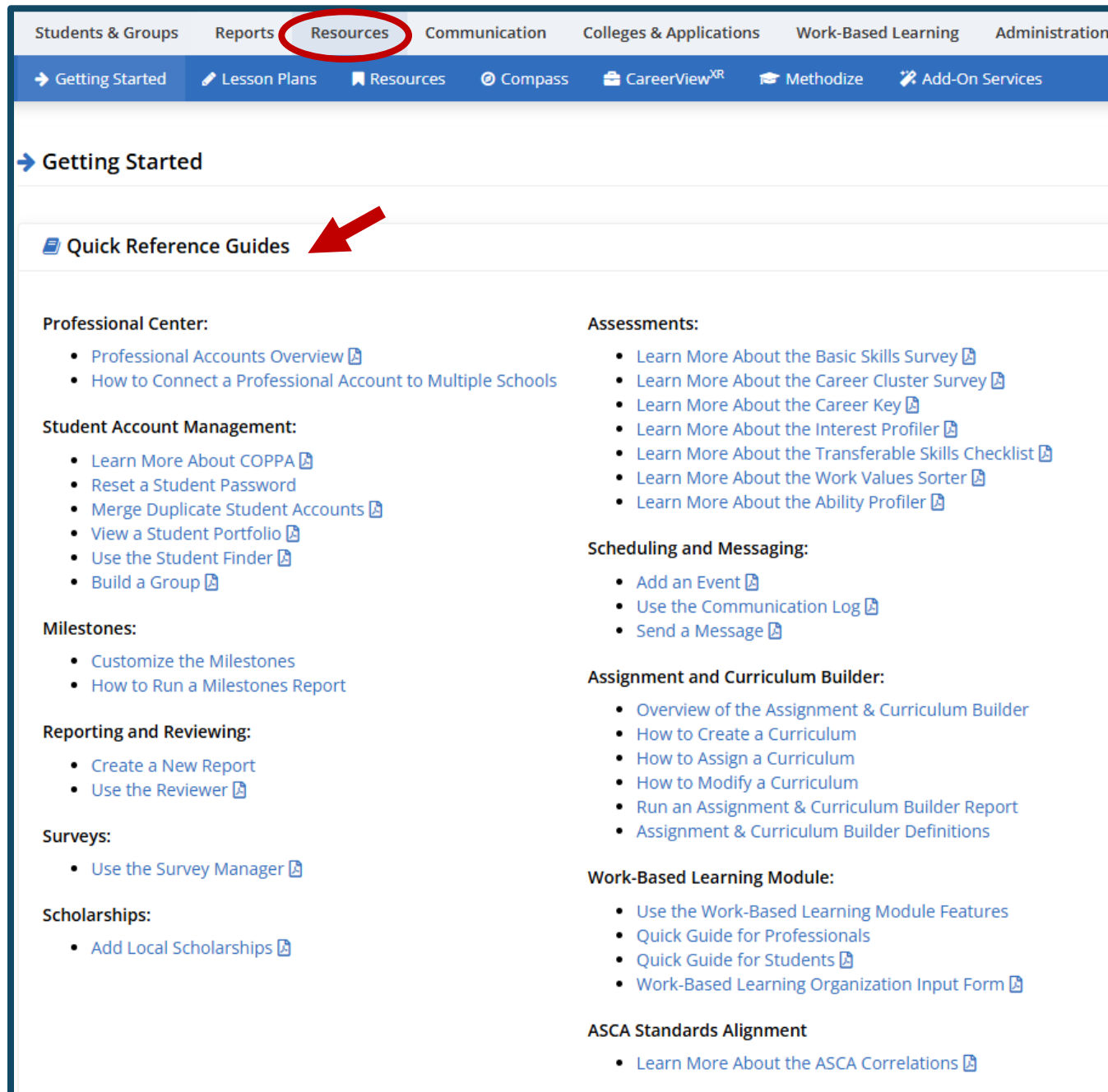
- The landing page for the Resources page lists a variety of Quick Reference Guides.
- Select a Reference Guide to review.
 - **Example:** Learn More About the Career Cluster Survey

Learn More About the Career Cluster Survey

Career Clusters are groups of careers that share similar skills and interests. Students interested in specific careers can find related options that might interest them by using the clusters. For example, a student who is interested in becoming a physician but is wary of the length of required education can find similar careers by looking in the Health Science cluster.

The Career Cluster Survey is a short quiz that can help users narrow down a cluster to further research. The survey asks users questions about themselves, and then gives them a list of clusters matching their criteria.

The Career Cluster Survey does not replace validated tests like the Interest Profiler. However, it makes an excellent starting point for students who need help finding a general direction for their



The screenshot shows the 'Resources' page of a web application. The top navigation bar includes tabs for 'Students & Groups', 'Reports', 'Resources' (circled in red), 'Communication', 'Colleges & Applications', 'Work-Based Learning', and 'Administration'. Below this, a secondary bar contains links for 'Getting Started', 'Lesson Plans', 'Resources', 'Compass', 'CareerView^{XR}', 'Methodize', and 'Add-On Services'. The main content area is titled 'Getting Started' and features a 'Quick Reference Guides' section, which is highlighted by a red arrow. This section lists various guides categorized into: Professional Center, Student Account Management, Milestones, Reporting and Reviewing, Surveys, Scholarships, Assessments, Scheduling and Messaging, Assignment and Curriculum Builder, Work-Based Learning Module, and ASCA Standards Alignment. Each category contains a list of links to specific guides.

Professional Center:

- [Professional Accounts Overview](#)
- [How to Connect a Professional Account to Multiple Schools](#)

Student Account Management:

- [Learn More About COPPA](#)
- [Reset a Student Password](#)
- [Merge Duplicate Student Accounts](#)
- [View a Student Portfolio](#)
- [Use the Student Finder](#)
- [Build a Group](#)

Milestones:

- [Customize the Milestones](#)
- [How to Run a Milestones Report](#)

Reporting and Reviewing:

- [Create a New Report](#)
- [Use the Reviewer](#)

Surveys:

- [Use the Survey Manager](#)

Scholarships:

- [Add Local Scholarships](#)

Assessments:

- [Learn More About the Basic Skills Survey](#)
- [Learn More About the Career Cluster Survey](#)
- [Learn More About the Career Key](#)
- [Learn More About the Interest Profiler](#)
- [Learn More About the Transferable Skills Checklist](#)
- [Learn More About the Work Values Sorter](#)
- [Learn More About the Ability Profiler](#)

Scheduling and Messaging:

- [Add an Event](#)
- [Use the Communication Log](#)
- [Send a Message](#)

Assignment and Curriculum Builder:

- [Overview of the Assignment & Curriculum Builder](#)
- [How to Create a Curriculum](#)
- [How to Assign a Curriculum](#)
- [How to Modify a Curriculum](#)
- [Run an Assignment & Curriculum Builder Report](#)
- [Assignment & Curriculum Builder Definitions](#)

Work-Based Learning Module:

- [Use the Work-Based Learning Module Features](#)
- [Quick Guide for Professionals](#)
- [Quick Guide for Students](#)
- [Work-Based Learning Organization Input Form](#)

ASCA Standards Alignment

- [Learn More About the ASCA Correlations](#)

More Resources:

Under Resources in the top menu, the sub-menu lists

- Lesson Plans
- Resources
 - North Dakota Resources and Training Opportunities
- *Also listed:*
 - Compass
 - available to all students in grades 6-12 and some other sites.
 - 4-Year Rolling Plan and WBL
 - CareerViewXR
 - available to all students in grades 6-12
 - Virtual Reality Career Exploration
 - Methodize
 - available to students in grades 9-12
 - ACT Test Prep
 - Add-On Services
 - Add on features your school may be purchasing through XAP, LLC (e.g., Ability Profiler)

The screenshot shows the North Dakota Career and College Readiness Curriculum website. The top navigation bar includes 'Students & Groups', 'Reports', 'Resources', 'Communication', 'Colleges & Applications', 'Work-Based Learning', and 'Administration'. The 'Resources' menu is highlighted with a red circle, and a red arrow points to the 'Lesson Plans' sub-menu item. The 'Lesson Plans' page is displayed, showing various curriculum sections:

- Career and College Readiness Curriculum**
 - Career Exploration & Planning
 - Postsecondary Planning
 - High School Academic Planning
 - Financial Aid Planning
 - Job Search
 - Lifelong Portfolio
- Work-based Learning Lesson Plans**
 - Getting Started with Work-based Learning
 - Communication in the Workplace
 - Enhancing Your Resume with Work-based Learning Experiences
 - After Your WBL Experience Evaluation: Review and Next Steps
- Career Cluster Lesson Plans**

All student worksheets below can be printed or filled out digitally.

 - Lesson 1:**
 - Meet the Career Clusters
 - The Career Clusters and a Carton of Ice Cream Worksheet
 - Meet the Career Cluster Worksheet
 - Lesson 2:**
 - Meet the Career Pathways
 - Meet the Pathways Worksheet
 - Lesson 3:**
 - Using the Career Cluster Map
 - Using the Career Cluster Map Worksheet
 - Lesson 4:**
 - Relating the Career Clusters to Interests, Skills and Abilities
 - Relating the Career Clusters to Interests, Skills and Abilities Worksheet
 - Lesson 5:**
 - Using the Career Cluster Survey
 - Using the Career Cluster Survey Worksheet
- Lesson 6:**
 - Get to Know Uncommon Careers
 - Uncommon Careers (Part 1) Worksheet
 - Uncommon Careers (Part 2) Worksheet
- Lesson 7:**
 - Career Cluster Quiz
 - Career Cluster Quiz Worksheet
- Lesson 8:**
 - Your Favorite Career Cluster
 - Your Favorite Career Cluster Worksheet
- Developing SMART Goals With My Goals & Action Plans**
 - My Goals and Action Plans
 - My Goals and Action Plans Worksheet
- Transition Planning for Special Needs Curriculum**
 - Successful Transitions Guide
- Lesson Plans**

Lesson plans organized by school subject:

 - Career Planning Class
 - Business
 - English/ESL
 - Family/Consumer Science
 - Fine Arts (including drama)
 - Math
 - Physical Education
 - Science/Technology
 - Social Studies
 - Special Education
 - World Languages

Explore the Lesson Plans:

There are approximately 200 ready-to-use Lesson Plans in the RUReady Professional Center!

- Career and College Readiness Curriculum
- Work-Based Learning
- Career Cluster Lesson Plans
- Developing SMART Goals with My Goals & Action Plans
- Transition Planning for Special Needs Curriculum
- Lesson Plans Organized by School Subject
 - Click on **Career Planning Class** for a list of lessons, grade level, and career planning goal!

The screenshot shows the 'Lesson Plans' page in the RUReady Professional Center. The top navigation bar includes tabs for Students & Groups, Reports, Resources, Communication, Colleges & Applications, Work-Based Learning, and Administration. The 'Lesson Plans' tab is highlighted with a red circle. Below the navigation bar, the page title 'Lesson Plans' is displayed. The main content area is organized into columns with various curriculum categories and lesson lists.

Career and College Readiness Curriculum

- [Career Exploration & Planning](#)
- [Postsecondary Planning](#)
- [High School Academic Planning](#)
- [Financial Aid Planning](#)
- [Job Search](#)
- [Lifelong Portfolio](#)

Work-based Learning Lesson Plans

- [Getting Started with Work-based Learning](#)
- [Communication in the Workplace](#)
- [Enhancing Your Resume with Work-based Learning Experiences](#)
- [After Your WBL Experience Evaluation: Review and Next Steps](#)

Career Cluster Lesson Plans

All student worksheets below can be printed or filled out digitally.

Lesson 1:

- [Meet the Career Clusters](#)
- [The Career Clusters and a Carton of Ice Cream Worksheet](#)
- [Meet the Career Cluster Worksheet](#)

Lesson 2:

- [Meet the Career Pathways](#)
- [Meet the Pathways Worksheet](#)

Lesson 3

- [Using the Career Cluster Map](#)
- [Using the Career Cluster Map Worksheet](#)

Lesson 4

- [Relating the Career Clusters to Interests, Skills and Abilities](#)
- [Relating the Career Clusters to Interests, Skills and Abilities Worksheet](#)

Lesson 5

- [Using the Career Cluster Survey](#)
- [Using the Career Cluster Survey Worksheet](#)

Lesson 6

- [Get to Know Uncommon Careers](#)
- [Uncommon Careers \(Part 1\) Worksheet](#)
- [Uncommon Careers \(Part 2\) Worksheet](#)

Lesson 7

- [Career Cluster Quiz](#)
- [Career Cluster Quiz Worksheet](#)

Lesson 8

- [Your Favorite Career Cluster](#)
- [Your Favorite Career Cluster Worksheet](#)

Developing SMART Goals With My Goals & Action Plans

- [My Goals and Action Plans](#)
- [My Goals and Action Plans Worksheet](#)

Transition Planning for Special Needs Curriculum

- [Successful Transitions Guide](#)

Lesson Plans

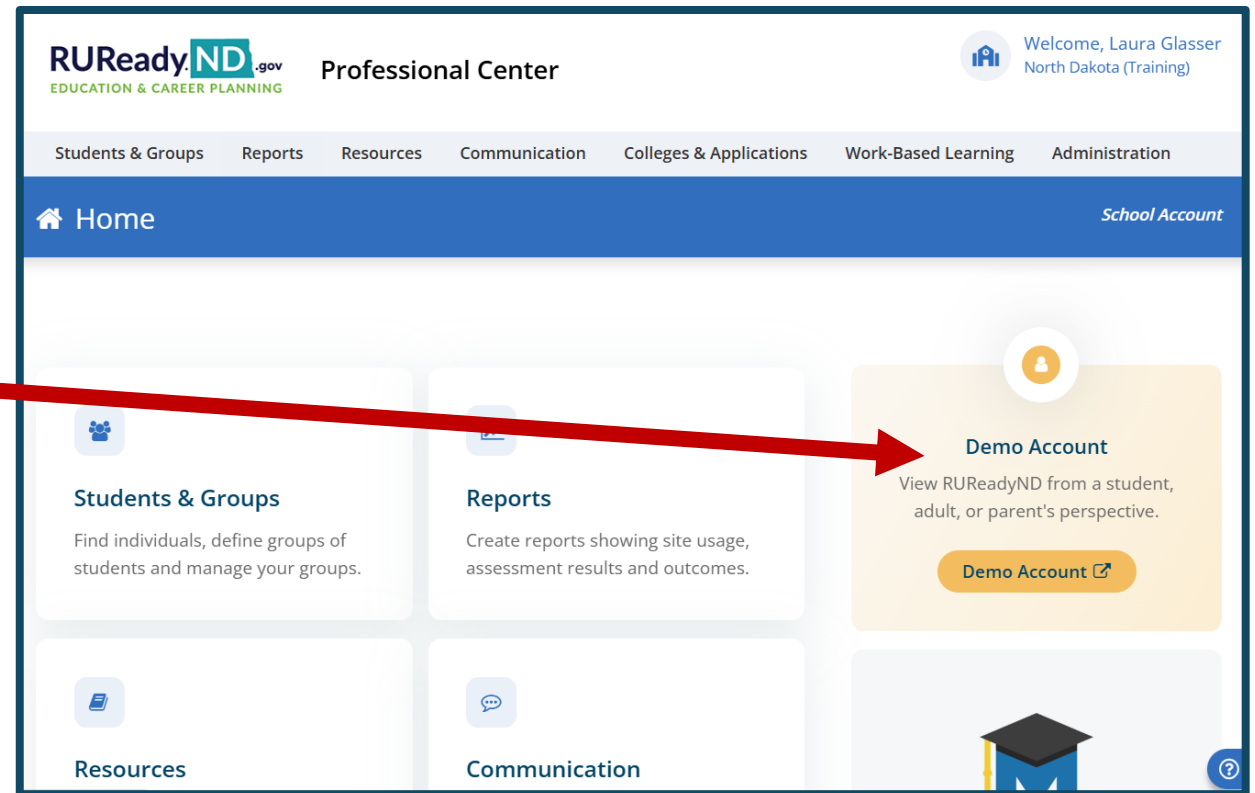
Lesson plans organized by school subject:

- [Career Planning Class](#)
- [Business](#)
- [English/ESL](#)
- [Family/Consumer Science](#)
- [Fine Arts \(including drama\)](#)
- [Math](#)
- [Physical Education](#)
- [Science/Technology](#)
- [Social Studies](#)
- [Special Education](#)
- [World Languages](#)

You only need one Professional Account for RUReady.ND.gov, no matter how many schools you serve or which grade levels you work with. Everything can be accessed through a single [RUReady.ND.gov Professional Center](#) account.

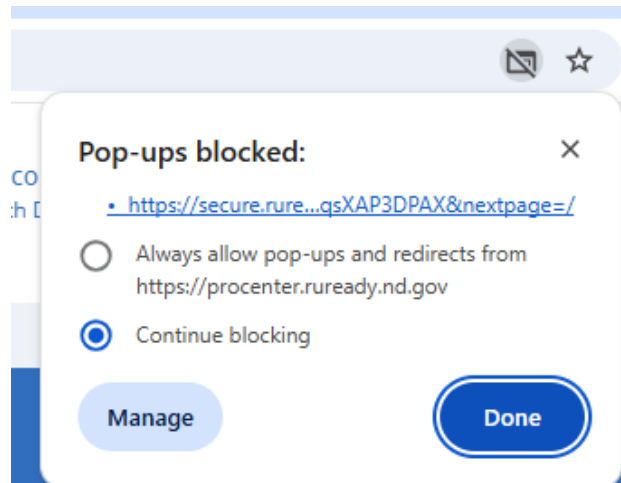
If you want to simulate usage of the student/client side of RUReady, you can do so from within your Professional Center account using the **Demo Account that is accessed through the link on the landing page of the Professional Center.**

Click on the **Demo Account** button.

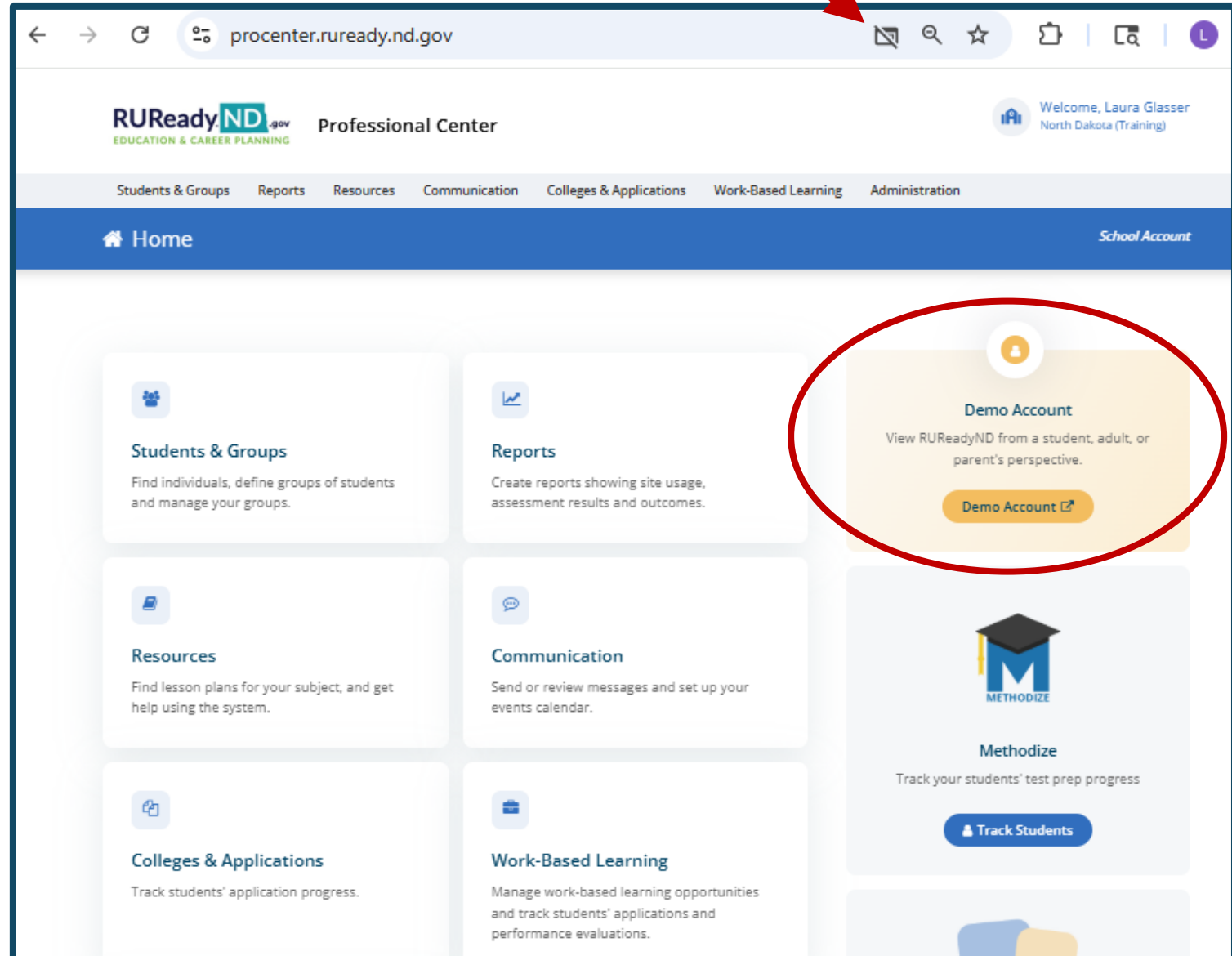


Your Demo account opens in a new browser window.

Tip: If you click on the link to your **Demo Account** and nothing happens, check for a **pop-up blocker** – look for a pop-up blocker icon/notification in your browsers address bar. Either allow pop-ups for the site or temporarily disable the pop-up blocker.



Pop-Up Blocker Example (Chrome)



Select the role from the dropdown boxes that you'd like to simulate using the site as, then click **Open Demo Account**.

A screenshot of a web form titled 'Demo Account' with a close button in the top right. Below the title is a light blue box with the text: 'Important! Please ensure popup blocker is disabled or demo account will not open.' Below this are two dropdown menus: 'Role' with the selected value 'Middle School or Junior High School Student' and 'Grade' with the selected value '9th Grade'. At the bottom right are two buttons: 'Open Demo Account' (blue with a white icon) and 'Cancel' (light blue). The 'Open Demo Account' button is circled in red.

- Using your demo account, you will see the site exactly as your students/clients see it, but the work you complete is never included in your reports and usage data.

- If you are prompted to sign in to RUReady when your demo account opens, close the RUReady window and repeat opening your demo account.

You are now in your RUReady.ND.gov Demo Account!

You can use your Demo account to:

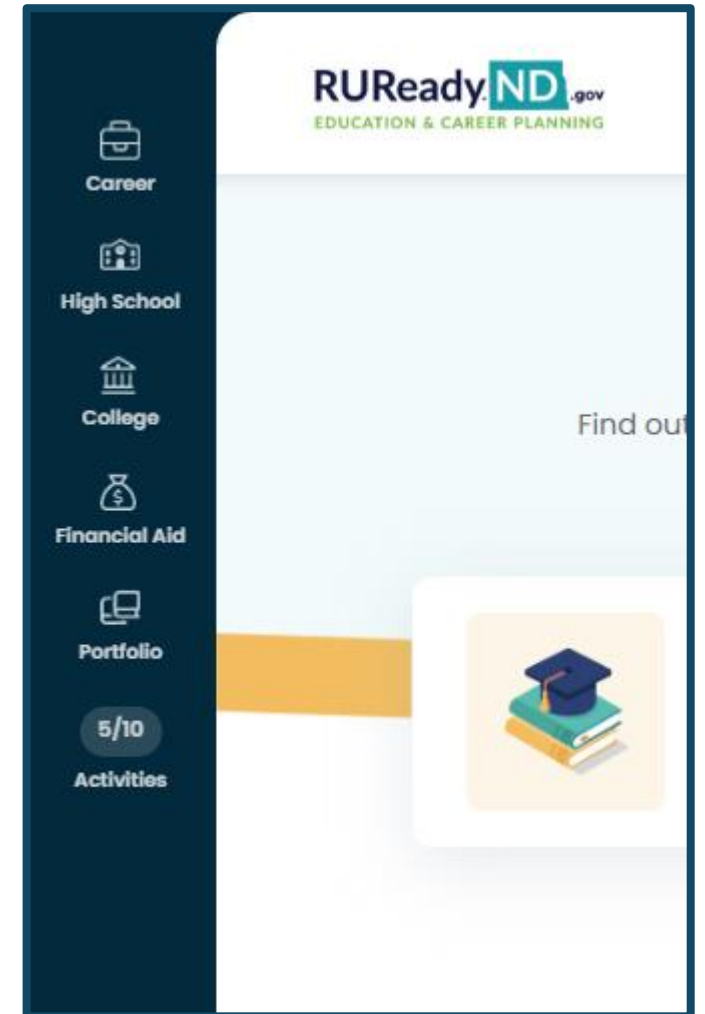
- Explore the site.
- Demo the live site for your students/clients.
- Capture screenshots.
- Use the site just as if you were the role you selected. Your work is saved in your Demo account portfolio.
 - Again, the work you complete is never included in usage or activity reports.

Continue to explore the RUReady site using your Demo Account after this workshop.

The screenshot displays the RUReady.ND.gov website interface. At the top, the browser address bar shows 'secure.ruready.nd.gov'. The website header includes the 'RUReady.ND.gov' logo and navigation icons. A dark blue sidebar on the left contains icons for 'Career', 'High School', 'College', 'Financial Aid', 'Portfolio', and 'Activities', with '5/10' next to 'Activities'. The main content area is titled 'Middle School' with the subtitle 'Find out what you can start doing to prepare for and succeed in high school.' Below this, a card titled 'My Career and Academic Plan ND (2025/26 School Year)' features a graduation cap icon, a 'My Progress' indicator showing '5 out of 10', and a progress bar. Further down, there are three cards: 'Test Prep' with a document icon and a 'Go to Test Prep' link, 'Career Videos' with a video camera icon and links to 'Video List' and 'CareerViewXR', and 'North Dakota's In-Demand Occupations' with a briefcase icon. A 'Help' icon is located at the bottom left of the sidebar.

Review the left side menu. Click on each tab for the activities included within each section.

Hovering over the tab displays the contents under the tab.





Career



High School



College



Financial Aid



Portfolio

CAREER PLANNING



Learn About Yourself

Discover your interests, skills, and work values! Then match them to careers.



Explore Careers

Search for careers that match who you are, your goals, and plans.



Get a Job

Create resumes, practice your interview skills, and more!



CareerViewXR

Explore careers with CareerViewXR, immersive career exploration that brings the jobsite to you.



Compass Profile

Use your classes, activities, and hobbies to identify your skills and find careers that fit you.



Explore Work-Based Learning Opportunities

Find matching opportunities using your career interest areas.

QUICK LINKS

[Interest Profiler >](#)

[Career Plan Builder >](#)

[Career Finder >](#)

[Resume Builder >](#)

YOUR PORTFOLIO

[Career Planning index page >](#)

[Full Portfolio >](#)



Career



High School



College



Financial Aid



Portfolio



HIGH SCHOOL PLANNING



Plan of Study

Plan your high school courses.



High School Planning Timeline

A year-by-year guide to being successful in high school.



Succeeding in High School

Helpful advice for academic success!

YOUR PORTFOLIO

[High School Planning >](#)

[Full Portfolio >](#)



Career



High School



College



Financial Aid



Portfolio



COLLEGE PLANNING



Explore Postsecondary Schools

Discover your best-fit colleges.



My Colleges & Applications

Manage your college list and application tasks.



Explore Programs and Majors

Find programs matching your career goals.



Prepare for College

Plan the steps to take during each year of high school.



Test Prep

FREE test prep courses for the SAT, ACT, GRE plus a great vocabulary builder.



Get to College

Practice a college application, then apply to participating colleges.

QUICK LINKS

[College Matching Assistant >](#)

[College Planning Timeline >](#)

[Getting Ready for College >](#)

[Apply to College >](#)

YOUR PORTFOLIO

[College Planning >](#)

[Full Portfolio >](#)



Career



High School



College



Financial Aid



Portfolio

\$ FINANCIAL AID PLANNING



Financial Aid 101

You CAN afford to go to college. Learn about your financial aid options.



Financial Aid Calculators

Determine your Student Aid Index (SAI) and college savings.



Find Scholarships

Find scholarships that match your profile!



Financial Aid Planning Timeline

Get a grip on what you need to do now to be successful in paying for college.



Financial Aid Wizard

In 7 easy steps, plan your entire financial aid packages online.



Financial Fitness

Managing YOUR money is a key life skill. Learn the basics.

FAFSA

Complete your Free Application for Federal Student Aid (FAFSA) between October 1 and June 30.

Learn more about the FAFSA >

YOUR PORTFOLIO

[Financial Aid Planning >](#)
[Full Portfolio >](#)



Career



High School



College



Financial Aid



Portfolio

0/6

Activities

Your Portfolio



Explore360

You don't need all the answers, just curiosity. Explore what's possible. It's all about discovering what works for you.



Assignments and Curriculum



Your Profile

Personalize your portfolio by recording your future goals, experiences, extra-curricular activities, etc.



Career Planning Portfolio

Review your saved careers and assessment results and describe your work experiences.



High School Planning Portfolio

Update your plan of study and high school results.



College Planning Portfolio

Update your future educational plans and college preparation



Financial Aid Planning Portfolio

Review your financial aid plans



Your Journal

Record your ideas, questions, and thoughts as you make your plans.



Your Planning Milestones

Track your progress and view a report on your completed activities.

Activities are driven by the **Assignment & Curriculum** set assigned to the student. (Assigned in the Professional Center by a professional with Site Administrator-level access.)

The image displays two views of the RUReadyND.gov interface. On the left is a sidebar with navigation options: Career, High School, College, Financial Aid, Portfolio, and Activities. The 'Activities' option, marked with a '5/10' progress indicator, is circled in red. A red arrow points from this indicator to the main content area on the right. The main area shows the 'My Career and Academic Plan ND (2025/26 School Year)' dashboard. It includes a progress bar for 'My Progress' at '5 out of 10', a '9th Grade' filter, and a 'Print' button. The content area contains a welcome message for freshmen, instructions on exploring interests and creating a draft plan, and a 'Career Exploration' section with a brief description of the activities.

RUReadyND.gov
EDUCATION & CAREER PLANNING

My Career and Academic Plan ND (2025/26 School Year)
My Progress 5 out of 10

9th Grade View: 9th Grade Print

Welcome to your freshman year!

This year, you'll explore your interests and see how they connect to careers. After exploring careers that are a good fit for you, you'll have a chance to create a draft career and life plan.

With a career in mind, you can review your high school course plan to be sure the classes you've selected support your future goals. You'll create a new goal and then update your life events and activities.

Career Exploration

The activities below will help you to evaluate your top interests and explore related careers. If you see a career that interests you, you will be able to save it to your Portfolio.

Questions and Comments

Laura Glasser
Career Resource Manager
ND Career and Technical Education
leglasser@nd.gov or 701-328-9733

Contact me for:

- **Technical Issues**
 - Screenshots of errors and a description of the problem are helpful!
- **Questions**
- **Login Issues**

