








Great Careers Start in School

Favorite Class/Subject: _____

Directions: Using the Occupational Section (page 28-46) of the *Career Outlook* as your resource, select 10 occupations that are related to this subject area or would use skills that have been taught in this class.

Occupation	Career Cluster Pathway	Holland Type (code)	Related Occupations	Number Employed in ND 2021 ND Average (Mean) Wage 2021	Occupational Traits
					 Top 100  High Demand  Bright Outlook  High Wage  High Skill  Energy  Military
1					
2					
3					
4					
5					
6					
7					
8					
9					
10					

<p align="center">Explain how each occupation on the previous page is related to your favorite class/subject area:</p>	
1	
2	
3	
4	
5	
6	
7	
8	
9	
10	

Pick three occupations from your list and create a PowerPoint slide or poster for each occupation that includes the following:

- The occupation title and a brief description that provides a general idea of the tasks associated with the occupation.
- Pictures and or graphics of the occupation to SELL this career.
- The type of training required for this career.
- Related Occupations.
- Bright Outlook (high demand).
- High Wage, High Skill, Energy, Military.
- North Dakota Earnings Outlook-Annual Entry Wage/Annual Average Wage.
- Each slide should clearly present a positive outlook for this career.

Your slides or posters will be part of a presentation so all can learn about a variety of careers.