




Name _____

Cool Careers Start in School

Favorite Class/Subject: _____

Directions: Using the Occupational Section (page 12-51) of the *Career Outlook* as your resource, select 10 occupations that are related to this subject area or would use skills that have been taught in this class.

Occupation	Related Occupations	ND Earnings Outlook	Rating:  High Wage  High Skill  Bright Outlook
1			
2			
3			
4			
5			
6			
7			
8			
9			
10			

Explain how each occupation on the previous page is related to your favorite class/subject area:

1

2

3

4

5

6

7

8

9

10

Pick three occupations from your list and create a PowerPoint slide or poster for each occupation that includes the following:

- The occupation title and a brief description that provides a general idea of the tasks associated with the occupation.
- Pictures and or graphics of the occupation to SELL this career.
- The type of training required for this career.
- Related Occupations.
- High Wage, High Skill and/or Bright Outlook (high demand) rating.
- Long-Term Growth Outlook and North Dakota Earnings Outlook
- Each slide should clearly present a positive outlook for this career.

Your slides or posters would be part of a presentation so all can learn about a variety of careers.

Example:

“Cool Careers in Math” showcasing careers in Math, English, etc.

(8 students/groups having 3 slides or poster each would create a presentation of 24 slides/posters.)